

MARINE SGL

TECHNICAL INFORMATION



By far our most popular cubicles, MARINE is a cost effective choice offering users a clean and pleasant experience and the people with responsibility for upkeep and maintenance peace of mind.

There is no situation where Marine cubicles are not suitable. They are durable and can be sited in both wet and dry areas allowing for continuity of design.

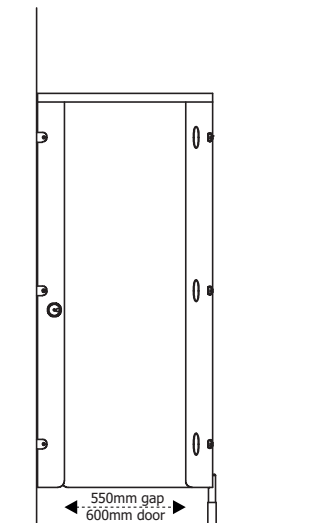
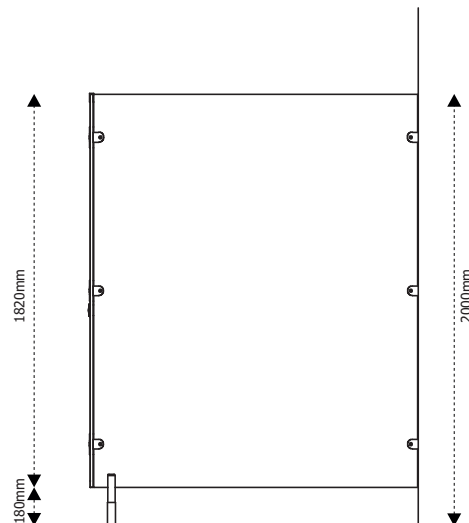
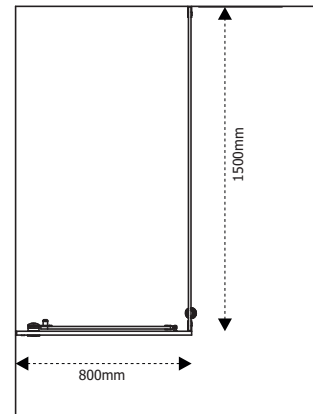



THE FIRST NAME IN CUBICLES

MARINE

TECHNICAL INFORMATION

- Item:** WC cubicle partitions, doors and pilasters
- Board:** 12-13mm compact solid grade high pressure laminate
Available in a standard range of colours
- Edging:** Material core is black, with machined rounded edges with the corners of doors and pilasters rounded off to remove all sharp edges
- Fittings:** Black powder coated aluminium with a textured finish
- Includes:** Indicator latch with external emergency release
Set of 3 rise/fall saddle/bolt through hinges
Wall and bolt through panel fixing brackets
Adjustable height support leg
Channel headrail
- Options:** Toilet roll holder and hat & coat hook



Aaztec Associates Ltd
Becklands Close, Bar Lane, Roelcliffe
Boroughbridge, North Yorkshire
Yo51 9NR

Tel: 01423 326 400 Fax: 01423 325 115
www.aaztec.com sales@aaztec.com

Technical information for standard cubicle ranges – E & OE
2013©All copyright reserved Aaztec Associates Limited
Drawings are shown as a cubicle size guide – all cubicles
are made to suit your site dimensions

THE FIRST NAME IN CUBICLES