

# ATLANTIC

TECHNICAL INFORMATION



Heavy abuse and high moisture is no barrier to Atlantic's functionality and longevity. Tough yet beautiful, this range of solid grade laminate cubicles is available with brushed stainless steel fittings as standard. Upgrade to polished stainless steel fittings for that real look of luxury!



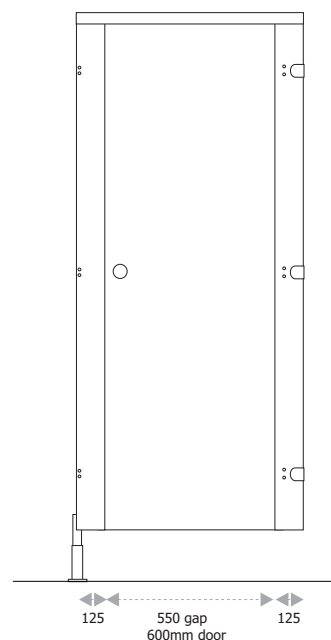
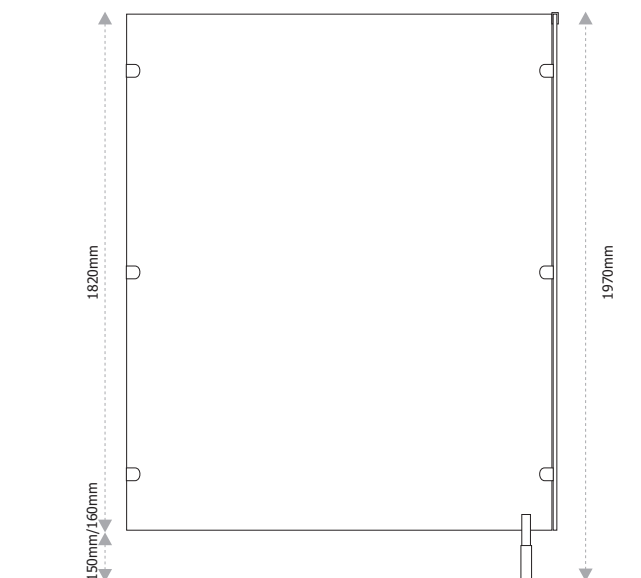
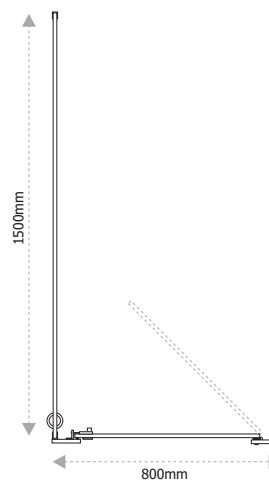
Polished stainless steel fittings  
(option)

THE FIRST NAME IN CUBICLES

# ATLANTIC

## TECHNICAL INFORMATION

- Item:** WC cubicle partitions, doors and pilasters
- Board:** 12-13mm compact solid grade high pressure laminate  
Available in a standard range of colours
- Edging:** Material core is black, this is bevelled or rounded with the corners of doors and pilasters rounded off to remove all sharp edges
- Fittings:** 304 grade stainless steel in a brushed satin as standard or upgrade to polished finish
- Includes:** Indicator bolt with external emergency release Set of 3 bolt through butt hinges Wall and bolt through panel fixing brackets Adjustable height support leg Channel headrail
- Options:** Toilet roll holder and hat & coat hook



**Aaztec Associates Ltd**  
Becklands Close, Bar Lane, Rocliffe  
Boroughbridge, North Yorkshire  
Yo51 9NR

**Tel: 01423 326 400 Fax: 01423 325 115**  
**www.aaztec.com sales@aaztec.com**

Technical information for standard cubicle ranges – E & OE  
2013©All copyright reserved Aaztec Associates Limited  
Drawings are shown as a cubicle size guide – all cubicles  
are made to suit your site dimensions

THE FIRST NAME IN CUBICLES