



PENGUIN

TECHNICAL INFORMATION

Uniclass	
L2226	
CI/SIB	
(22)	X

2006



Mix and match colour and shape options to stimulate little minds. Penguin cubicles are made from durable solid grade laminate with height options to suit Nursery, Keystage 1 and Keystage 2. The optional curved top doors and partitions come with black powder coated fittings as standard, with optional colour contrasting powder coatings and 'Teddy' fittings.



Emergency release coin turn.

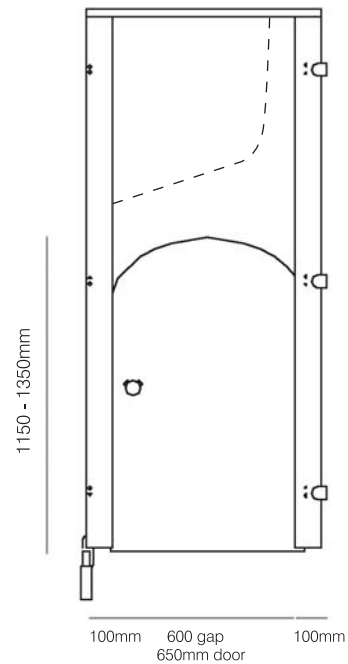
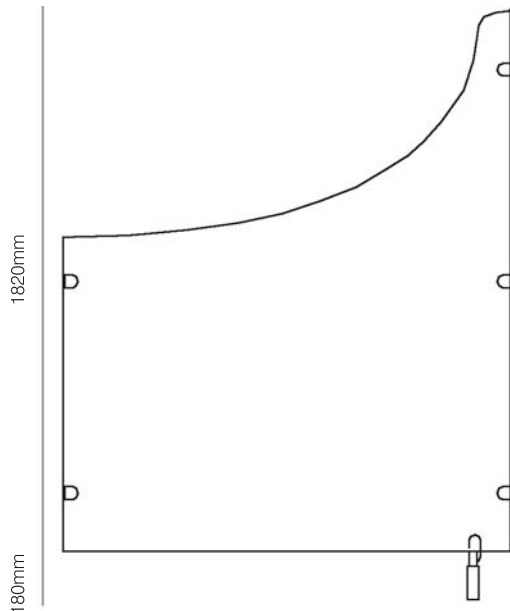
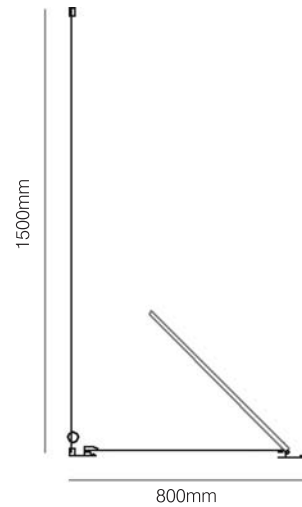


Optional Teddy fittings.

PENGUIN

TECHNICAL INFORMATION

- Item:** WC cubicle partitions, doors and front panels
- Board:** 12-13mm compact solid grade high pressure laminate
Available in standard colour ranges from Polyrey or Trespa
- Edging:** Material core is black, this is machined to a rounded profile with the corners of doors & front panels rounded off to remove all sharp edges
- Fittings:** Black powder coated aluminium with a textured finish
- Includes:** Indicator latch with external emergency release
Set of 3 rise/fall saddle/bolt through hinges
Wall and bolt through panel fixing brackets
Adjustable height support leg
Channel headrail
- Options:** Toilet roll holder and hat & coat hook
Teddy bear latches



Drawings are shown as a cubicle size guide, all cubicles are made to suit your site dimensions.

Technical information for standard cubicle ranges - E & OE 19/2003
© All copyright reserved Aaztec Associates Ltd

Aaztec Associates Ltd

Becklands Close Bar Lane Rocliffe
Boroughbridge North Yorkshire YO51 9NR

Tel: 01423 326 400 Fax: 01423 325 115

www.aaztec.com sales@aaztec.com

